

# Hate Crimes Against Trans People: Assessing Emotions, Behaviors, and Attitudes Toward Criminal Justice Agencies

Mark A. Walters,<sup>1</sup> Jennifer Paterson,<sup>1</sup>  
Rupert Brown,<sup>1</sup> and Liz McDonnell<sup>1</sup>

*Final version of this article is published in Journal of Interpersonal  
Violence*

## Abstract

Based on a survey of 593 lesbian, gay, bisexual, and transgender (LGBT) people in the United Kingdom, this study shows that direct anti-LGBT hate crimes (measured by direct experiences of victimization) and indirect anti-LGBT hate crimes (measured by personally knowing other victims of hate crime) are highly prolific and frequent experiences for LGBT people. Our findings show that trans people are particularly susceptible to hate crimes, both in terms of prevalence and frequency. This article additionally highlights the negative emotional and (intended) behavioral reactions that were correlated with an imagined hate crime scenario, showing that trans people are more likely to experience heightened levels of threat, vulnerability, and anxiety compared with non-trans LGB people. The study found that trans people are also more likely to feel unsupported by family, friends, and society for being LGBT, which was correlated with the frequency of direct (verbal) abuse they had previously endured. The final part of this study explores trans people's confidence levels in the Government, the police, and the Crown Prosecution Service (CPS) in relation to addressing hate crime. In general, trans people felt that the police are not effective at policing anti-LGBT hate crime, and they are not respectful toward them as victims; this was especially true where

---

<sup>1</sup>University of Sussex, Brighton, UK

Corresponding Author:

Mark Walters, University of Sussex, Freeman Building, Brighton BN1 9QE, UK.

Email: mark.walters@sussex.ac.uk

individuals had previous contact with the police. Respondents were also less confident in the CPS to prosecute anti-LGBT hate crimes, though the level of confidence was slightly higher when respondents had direct experience with the CPS. The empirical evidence presented here supports the assertion that all LGBT people, but particularly trans individuals, continue to be denied equal participation in society due to individual, social, and structural experiences of prejudice. The article concludes by arguing for a renewed policy focus that must address this issue as a public health problem.

#### Keywords

hate crimes, GLBT, community violence, violence against GLBT

### Introduction

Over the past two decades, a growing body of research has developed on the impacts of hate crime (see *inter alia*, Herek, Cogan, & Gillis, 2002; Herek, Cogan, Gillis, & Glunt, 1997; Iganski, 2008; Iganski & Lagou, 2015; McDevitt, Balboni, Garcia, & Gu, 2001). These studies have shed important light on both the disproportionate levels of targeted abuse experienced by certain minority groups and the heightened impacts that hate crimes are likely to have on victims. In the main, research has shown that hate crime victims are more likely to experience emotional traumas such as shock, anxiety, fear, anger, and depression (see, for example, Corcoran, Lader, & Smith, 2015; Iganski, 2008). Some researchers have also shown that certain psychological impacts (such as depression) can last for longer periods of time when compared with nonhate motivated victimization (Herek et al., 1997). Studies have also indicated that hate crimes are more likely to involve physical violence resulting in injury—though research here has been less conclusive (see, for example, Cheng, Ickes, & Kenworthy, 2013; Corcoran et al., 2015).

Hate crimes are not only likely to “hurt more” than nonhate motivated crimes, but it is also often asserted that incidents will have similar impacts on other group (community) members (Iganski, 2001). A recent study by the Sussex Hate Crime Project found that hate crimes against lesbian, gay, bisexual, and transgender (LGBT) people and Muslim people not only traumatized direct victims but also had substantial negative impacts on other members of the victim’s group which were similar to those of direct victims (what the authors call “indirect hate crime”) (Brown & Walters, 2016). They reported that indirect victimization (in this case, personally knowing other victims of hate crime with similar identity characteristics) was clearly associated with different behavioral intentions (pro-action and avoidance)<sup>1</sup> which were mediated by various emotional reactions (anger, anxiety, and shame; see also Bell & Perry, 2015; Perry & Alvi, 2012).

This growing body of work has provided important information on the emotional, behavioral, and spatial impacts of hate crime. However, the literature has tended to examine the impacts of hate crime on entire groups of people (such as Jewish or LGBT people). The homogenizing of victim groups means that differences and similarities that exist between members of those broad categories are yet to be comprehensively explored.<sup>2</sup> In relation to anti-LGBT hate crime, trans<sup>3</sup> victims have typically been subsumed into one single LGBT identity (Antjoule, 2016).<sup>4</sup> Many studies on anti-LGBT hate crime have therefore failed to fully investigate the possible differences in impact between LGBT victims (Woods & Herman, 2014). The small number of studies that have focused solely on anti-trans hate crime suggest that trans people may be the most vulnerable of all victims of hate crime—both in terms of the disproportionate levels of violence experienced and the emotional and behavioral impacts caused by such incidents (Stotzer, 2009). There is also some evidence to show that trans people’s experiences of hate victimization is likely to be compounded by law enforcement agencies, with some studies suggesting that police officers regularly expose trans victims to direct and secondary victimization (Turner, Whittle, & Combs, 2009).

This article builds on this body of work by extrapolating data from the Sussex Hate Crime Project in the United Kingdom which looked at the direct and indirect impacts of anti-LGBT hate crime (see, Brown & Walters, 2016). Using quantitative survey data, we compare and contrast trans people’s direct and indirect experiences of hate crimes (using quantity and frequency), together with their emotional and behavioral reactions to an imagined hate crime scenario, with those of (non-trans) LGB people.<sup>5</sup> We then examine trans people’s attitudes toward the criminal justice system, including respondents’ perceptions of the police, the Crown Prosecution Service (CPS), and the Government. These analyses have enabled us to provide a comprehensive assessment of trans people’s lived experiences and perceptions of individual, social, and structural prejudice.

## Understanding Anti-Trans Hate Crime

Before examining the prevalence of hate crime among trans people, their emotional and behavioral responses to hate crimes, and their perceptions of the criminal justice system in the United Kingdom, it is important first to situate these findings within contemporary debates about the meaning of certain gender identities, expressions, and gender-based prejudices including “trans,” “transgender,” and “transphobia.” As Chakraborti and Garland (2015) note, the study of hate crime requires recognition of the complex relationships between gender, sex, and sexuality, acknowledging both the social (normative ideas and prescriptions) and individual-level (sense of self) factors and how these interrelate. To understand “trans” as an identity category and also transphobia and its permutation, anti-trans hate crime, it is important to distinguish between “sex” (biological characteristics acquired at birth) and “gender” (the social

construction of femininity and masculinity and their attendant expectations and roles; Zucker & Bradley, 1995).

“Trans” identity refers to gender identities and expressions that go beyond biological sex as is assigned at birth. It is an inclusive term that embraces a broad range of identity categories and includes individuals who consider themselves transgender (those whose lifestyles appear to be in conflict with gender norms—for example, by dressing or presenting themselves in their preferred gender role); those who consider themselves not cisgender<sup>6</sup> in any other way, rejecting binary categories—for example, genderfluid, nonbinary, genderfuck, genderless, agender, nongendered, third gender, two spirit, bigender, and trans man and trans woman (see, Jones, 2013; Turner et al., 2009); and transsexuals (those who experience a disjuncture between their gender identity and physical bodies, many of whom will wish to undergo surgery or hormone therapy to realign their bodies with their gender identity).<sup>7</sup> More recently, the term “trans\*” had been used to extend the inclusiveness of the term, the asterisk being a place holder for all suffixes of “trans” (Jones, 2013). However, the use of the asterisk has also come under some criticism for inferring that “trans” without the asterisk refers to a binary form of gender (e.g., trans man and trans woman) and has therefore fallen out of use by many lesbian, gay, bisexual, transgender, queer or questioning, and intersex (LGBTQI) groups.<sup>8</sup>

Relevant to the theorization of trans identities is Butler’s (1990) work on gender as performative and distinct from physical bodies and binary classifications.<sup>9</sup> Butler argues that gender roles and expectations surrounding gender expression are partly, or mostly, socially constructed and reconstructed through iterations of gender “performance” (Butler, 1990). West and Fenstermaker (1995) build upon this understanding of gender identity by arguing that the performance and re-performance of gender norms are reinforced through social and structural hierarchies that place masculinity as the “ideal” and femininity as “inferior” (see also Perry, 2001, chapter 4). Those who transgress the various socially prescribed versions of gender are perceived to be provoking disorder. In doing so, they can “challenge the ontology of gender and sex as norms . . . render[ing] the norms of sexual desire unintelligible” (Perry & Dyck, 2014b, p. 52).

It should be noted that the terms and definitions discussed here are constantly changing and thus are historically contingent. Authors have variously noted the fraught and contested nature of categories (e.g., Kuper, Nussbaum, & Mustanski, 2012; Levitt & Ippolito, 2014; Norton & Herek, 2013) such as medicine, social science, psychology, feminism, queer theory, and a more political trans community converge to theorize “trans.” In addition, inter-sectioning identities (see Warner, 2008) such as class, ethnicity, and sexuality can play an important role in trans people’s lives (Sevelius, 2013) as well as their experience of transphobia (Lombardi, 2009; Moran & Sharpe, 2004).<sup>10</sup>

## Transphobia

Turner and colleagues (2009) define transphobia as “an irrational reaction to those who do not conform to the socio-cultural ideology of gender conformity” (p. 7). Perry and Dyck (2014b) explain that these “reactions” occur where people’s gender status directly challenges that of masculinity and of male sex (p. 52). In their “act” of transgressing binary gender identity, some individuals can threaten to eliminate socially prescribed gender norms entirely. This can give rise to negative attitudes such as hatred, loathing, rage, disgust, or moral indignations toward trans people on the basis of their gender enactments (Bettcher, 2007). Key here is the perception of threat that transgressing prescribed gender identities gives rise to. Social psychologists explain that those who challenge identity-based norms give rise to what is labeled “realistic” and “symbolic” threats toward entire groups of people (known as integrated threat theory, Stephan & Stephan, 2000). Realistic threats consist of tangible conflicts of interest—such as perceived competition over jobs, housing, and other resources between the ingroup and outgroups, whereas symbolic threats relate to people’s social identities, such as the ingroup’s “way of life,” including culturally important values and norms (see Brown, 2010, chapters 6 and 8).

While there is no social psychological empirical research on the link between these types of threat and transgender identity, theoretically at least it is likely that trans people give rise to a symbolic threat with regard to gender norms, which in turn elicit feelings of disgust and revulsion in some gender conforming individuals toward nongender conforming people (for a similar theoretical framework in relation to heterosexual people’s emotional reactions to gay people, see Cottrell & Neuberg, 2005). Importantly then, “phobia” in transphobia should not denote a disorder or refer to clinical phobic reactions, but should refer instead to social psychological reactions which are directly linked to cultural norms—at least in part. Perry (2001) claims that it is these cultural norms that foster and sustain social hierarchies that are based on a number of different identities. Dominant ideas about “ways of being” can become entrenched in social structures and processes, which in turn help to perpetuate dominant forms of gender identity (“doing gender”; Perry, 2001; West & Fenstermaker, 1995). Hill and Willoughby (2005) argue that central to explaining the threat of trans identity to society is the role of “genderism”—a cultural ideology “that reinforces the negative evaluation of gender non-conformity or an incongruence between sex and gender” by juxtaposing the gendered “other” (abnormal) with dominant cisgender (“normal”) people (p. 534). It is this social evaluation that fosters individual-level emotional disgust (a social psychological response), which in turn can result in “gender bashing” (i.e., anti-trans hate crime).<sup>11</sup>

## Anti-Trans Hate Crime

It is only relatively recently that “gender identity” or “transgender identity” has been recognized as deserving of legislative protection under hate crime laws (Woods & Herman, 2014). In the United States, 19 states now cover gender identity within state hate crime laws. However, beyond the United States, few countries protect against anti-trans hate crime. Within the Organization for Security and Co-Operation in Europe (OSCE) region, only nine member states monitor this type of hate crime (Woods & Herman, 2014). In England and Wales, “transgender” was included as one of the five protected characteristics in hate crime legislation in 2012,<sup>12</sup> though it was first included under the operational definition of hate crime (i.e., that used by the police when recording hate crimes) in 2001 as part of the definition of homophobic hate crime, and later as a separate type of hate crime (College of Policing, 2014; Giannasi, 2015).

Despite the inclusion of transgender within the hate crime policy domain in parts of the United States and now England and Wales, there is a paucity of research on this type of targeted violence (Chakraborti & Garland, 2015, chapter 5). Even the most recent analysis of hate crime data from the Crime Survey for England and Wales (CSEW), a comprehensive victimization survey of 50,000 households, failed to examine the extent and nature of anti-trans hate crimes due to the fact that “the number of CSEW respondents who were victims of this type of hate crime was too low to provide a robust estimate” (Home Office, Office for National Statistics, and Ministry of Justice, 2013, p. 13). Official statistics on recorded hate crime provide a limited picture of the problem. The police in England and Wales recorded 858 anti-trans hate crimes between 2015-2016 (Corcoran & Smith, 2016), an increase of 272% since 2011-2012, while in the United States, recent FBI statistics revealed that just under 100 gender identity-based hate crimes were recorded by the police (“Latest Hate Crime Statistics Available,” 2015). Of course, these data are limited in that they rely on victims of anti-trans hate crime reporting incidents to the police, a problem we return to later. Indeed, while such figures are already cause for concern, the true extent of anti-trans hate crime is likely to be much greater.

## The Nature and Extent of Anti-Trans Hate Crime: What We Know

Disproportionately high levels of targeted violence experienced by trans people has been reported by a number of other surveys. The most recent is the U.S. Transgender Survey of 28,000 transgender people, which found that 46% of respondents had been verbally harassed and one in 10 had been physically attacked during the past year because of being transgender (James et al., 2016; see also, Wilchins, Lombardi, Priesing, & Malouf, 1997). A European-based survey of over 6,500 trans people across Europe by the European Agency for Fundamental Rights (FRA) similarly found pervasive experiences of targeted abuse. They found that 34% of respondents had experienced violence or were

threatened with violence in the 5 years preceding the survey, while 15% had experienced violence or had been threatened with violence in the 12 months preceding the survey (FRA, 2014; see also Turner et al., 2009).<sup>13</sup>

As with other research on hate crime (see Chakraborti, Garland, & Hardy, 2014), anti-trans abuse is likely to be repetitive in nature. This was illustrated by research conducted in Wales by Williams and Tregidga (2013),<sup>14</sup> who found that 50% of transgender respondents to their hate crime survey had experienced repeat victimization. This finding was reaffirmed during qualitative interviews, with some participants revealing that they suffered from persistent daily abuse (Williams & Tregidga, 2013; see also Perry & Dyck, 2014b). Repeated verbal abuse can also frequently escalate into more violent incidents, with one survey by the National Coalition of Anti-Violence Programs (NCAVP) in the United States showing that transgender people were 1.58 times more likely to sustain an injury than non-trans victims of hate crime, suggesting that anti-trans hate crime can be particularly violent (NCAVP, 2012; see also FRA, 2014).

Studies have also shown that there are disproportionately high rates of sexual violence committed against trans people (Stotzer, 2009).<sup>15</sup> One survey of 515 MTF and FTM<sup>16</sup> trans people found that 59% had reported a history of forced rape or sexual assault (Clements-Nolle, Marx, & Katz, 2006; see also, James et al., 2016). Another study of the 350 trans participants found that 27% had been forced to engage in sexual activity, and 57% of these participants stated that at least one of these incidents was motivated by bias against their gender identity (Xavier, Honnold, & Bradford, 2007; see also Clements-Nolle et al., 2006; FRA, 2014; Xavier, Bobbin, Singer, & Budd, 2005).<sup>17</sup>

## The Impacts of Hate Crime

Direct and indirect demonstrations of anti-trans hate are likely to give rise to perceptions of threat (both realistically and symbolically) among trans people. The perception of threat invariably gives rise to certain emotional reactions, an idea that is central to Intergroup Emotions Theory (e.g., Mackie & Smith, 2015). According to this theory, different types of threat provoke specific emotions which, in turn, give rise to certain behavioral intentions and responses (Mackie & Smith, 2015; see also Cottrell & Neuberg, 2005, for a similar analysis). In the case of hate crime directed at one's group (community), the threat of violence (and other forms of targeted abuse) will most likely give rise to the emotions of anger and fear. These emotional reactions are then linked to pro-active actions (such as joining community groups) and avoidant action tendencies (such as staying indoors), respectively (Brown & Walters, 2016; Mackie & Smith, 2015).

Research conducted in the United Kingdom by Williams and Tregidga (2013) showed that those likely to suffer the most impacts of hate crime were transgender victims, with respondents experiencing heightened levels of anger, fear, depression, and a reduction in confidence.<sup>18</sup> These negative emotions are likely to have significant behavioral and spatial consequences for trans

individuals. For instance, Kenagy and Bostwick (2005) found that 56% of respondents stated that being transgender made them feel unsafe in public, while 43% stated that they felt uncomfortable in public. It is unsurprising, then, that many trans people attempt to conceal or change their gender identity and avoid public spaces to reduce the risk of hate crime victimization (see FRA, 2014; McNeil, Bailey, Ellis, Morton, & Regan, 2012; Perry & Dyck, 2014b; Williams & Tregidga, 2013).

With anti-trans hate crime commonly occurring in both public spaces and within the home by family members (FRA, 2014, p. 59; Kenagy & Bostwick, 2005), many trans people will be without a “safe space” where they can feel secure. Young trans people are especially susceptible to a lack of safe space as their gender is not only policed in public places by strangers but also in the home by their parents and other family members (Perry & Dyck, 2014b). This can lead to what Perry and Dyck (2014b) refer to as “hyper-vigilance” among trans individuals who are constantly aware of their surroundings and the potential for violence (p. 58).

The pervasiveness of transphobia often means that there are few people that victims of anti-trans violence can turn to for support. The lack of social and emotional support often results in social isolation, leaving many individuals feeling ostracized and rejected by almost everyone in their lives. Perry and Dyck (2014b) note that social rejection can be internalized, resulting in individuals feeling a lack of confidence and love for oneself and worse still to hostility and self-loathing (see also Perez-Brumer, Hatzembuehler, Oldenburg, & Bockting, 2015). So severe are these emotional impacts, that trans victims are at a much greater risk of suicidal ideation and/or attempted suicide than non-trans victims (Williams & Tregidga, 2013).<sup>19</sup>

## Policing Anti-Trans Hate Crime

The everydayness of anti-trans abuse extends well beyond the familial and community-based prejudices that shape trans’ people’s day-to-day lives, permeating most social structures and institutions throughout society (Perry, 2001). One institution that has been shown to be particularly susceptible to proliferating rigid conceptions of gender identity is the police. Not only have the police represented male officers as traditionally masculine, powerful, and tough, but it has also, as an institution, been active in policing the gender of others. This has historically meant that cisgender women have been treated as “vulnerable” and “weak,” while men who fail to conform to the male masculine type have often been criminalized, brutalized, and violently disposed of (Burke, 1993; Moran & Sharpe, 2004). The gendered nature of policing has meant that most trans people are profoundly suspicious of police officers (FRA, 2014). Perry and Dyck (2014b), citing a participant in their study, state,



[t]here tends to be a general consensus among the women we spoke to that “the law is not a friend to trans women, no part of, no interaction with the law on any level can be considered safe, it’s inherently dangerous.” (p. 56)

The issue here is one of institutionalized violence. Meyer (2014) argues that neither the law, nor hate crime legislation specifically, can protect trans people from violence because legal institutions are still “reinforcing existing power imbalances” (also cited by Perry & Dyck, 2014b, p. 56; see also Vipond, 2015).

The failure of trans people to perform gender “appropriately” has historically been viewed with suspicion by some police officers who have, in turn, questioned their validity as “real victims” (Moran & Sharpe, 2004, p. 408). Perceived transgressions of gender expression challenge the assumptions of some front-line officers about “appropriate conduct.” Moran and Sharpe (2004) argue that, as a consequence, some police officers categorize trans victims as “bad victims” (p. 408), resulting in them being treated disrespectfully and/or without the support they need in the aftermath of targeted victimization (see also Miles-Johnson, 2015a, 2015b). Turner and colleagues’ (2009) study support such an assertion, reporting that the majority of trans respondents in their survey of European countries stated that they were less likely to be confident that they would be treated by the police with dignity and respect as a trans person (see also FRA, 2014).<sup>20</sup> Analysis of their qualitative data corroborated these findings, with interviewees noting that anti-trans violent incidents were not always taken seriously. It was also suggested by some interviewees that the police implicitly or explicitly asserted that the victim was the cause of the incident (see also FRA, 2014).

Further compounding their experiences of hate crime is the fact that trans victims are often misgendered by officers (Miles-Johnson, 2015b; Williams & Tregidga, 2013). Failure to address victims’ gender accurately is likely to result in secondary victimization, thereby compounding their experiences of gender-based subjugation (Miles-Johnson, 2015b). Worse still is the fact the police have, in the past, been accused of perpetrating hate-motivated violence against trans people. Testa and colleagues’ (2012) study in the United States found that eight respondents (out of 271) had been physically assaulted by a police officer, while five respondents stated that they had been the victim of a sexual assault by an officer (see also James et al., 2016; NCAVP, 2015).

Woods and Herman (2014) reflect that there is often little “pay-off” (p. 283) for trans communities in reporting incidents to the police, based on the fact that law enforcement agencies have become implicated in gender hierarchies which ultimately expose trans people to further emotional and social harms (see also Miles-Johnson, 2015b). As a result, the majority of trans victims of hate crime do not report incidents to the police (Testa et al., 2012<sup>22</sup>; Williams & Tregidga, 2013).<sup>23</sup>

Despite these relatively negative views of the police, Williams and Tregidga’s (2013) survey showed that many trans people would still encourage a victim of hate crime to report it to the police. The reasons given for this was to ensure that incidents are recorded properly by statutory authorities so as to

improve awareness of the problem. Furthermore, Williams and Tregidga found that contrary to other studies, transgender victims were more satisfied with police contact than other hate crime victims. Perry and Dyck (2014b) also note that trans people who participated in their study did not uniformly reject hate crime laws but rather they were critical of gender identity being excluded from such laws.

A tension clearly exists here between the structural resistance to non-conforming gender identities within institutions (such as the law and law enforcement agencies) and calls for greater recognition of transphobia and anti-trans hate crime by statutory agencies (Moran & Sharpe, 2004). This paradox reveals a complex dynamic within some communities whose members actively seek out protection by the state, but who are simultaneously aware that to do so may expose them to further forms of victimization. It is a dilemma that has beset many targeted minority communities, and it is one that only institutional and cultural transformation can prevent from (re)occurring (Macpherson, 1999; see "Policy Implications" section).

## Method

To more fully understand trans people's experiences of hate crimes, we surveyed 593 LGBT participants who live in United Kingdom. This online sample was recruited opportunistically with the help of several partner organizations who tweeted a link to the survey on Twitter and via advertisements on Facebook. Although not truly representative of the LGBT population in the United Kingdom, the diversity of groups and online sources used to recruit respondents means that it is likely to be a reasonable approximation. Surveys typically took between 15 and 20 min to complete and all survey results were collated over a 4-month period. Both experiences of direct hate crime (i.e., individual experiences of victimization) and indirect hate crime (i.e., knowledge of others known personally to the respondent who have been victimized) were studied.

Out of the 593 respondents surveyed, 59 participants identified as trans.<sup>24</sup> Individuals included in our study as "trans" self-identified using the following gender identities: trans male, trans female; gender queer trans, gender queer trans male, gender queer trans female; nonbinary trans female; nonbinary trans male.<sup>25</sup> Participant's ages ranged from 18 to 67 with an average age of 35.45 years.<sup>26</sup>

The survey asked people to state whether they had experienced (directly and/or indirectly<sup>27</sup>) a number of different types of anti-LGBT hate crime and hate incidents (including both verbal and physical abuse). We then asked individuals to state the frequency of their experiences. We used a slightly amended version of the College of Policing's (England and Wales) operational definition of anti-LGBT hate crime and hate incidents when explaining to respondents:

Any criminal offence, or non-crime incident, which is perceived, by the victim or any other person, to be motivated by a hostility or prejudice based on a person's sexual orientation or perceived sexual orientation or trans identity or perceived trans identity. (College of Policing, 2014).

The survey then asked respondents to imagine that an anti-LGBT hate crime had been committed against someone in their local town (see "Emotional Reactions" section). This allowed us to ask a number of questions about respondents' emotional reactions and behavioral intentions toward anti-LGBT hate crimes.<sup>28</sup>

Due to the size of the survey, we were able to compare the levels and frequency of (direct and indirect) victimization between lesbian, gay, and bisexual people who did not identify as trans with individuals who did identify as trans. Following on from this analysis, we then examined respondents' emotional and behavioral intentions toward the imagined hate crime scenario across each group.<sup>29</sup> Mediation analyses were used to assess the extent to which any differences in emotional and behavioral reactions between the two groups could be attributed to their indirect or direct experiences of hate crimes. Finally, the survey measured each groups' attitudes toward the Government and criminal justice agencies, and how these attitudes were influenced by any prior contact with them.<sup>30</sup>

Note that all questions used the term anti-LGBT hate crime as against homophobic or anti-trans hate crime. This was to allow for simplicity in the survey, but it also reflects the fact that anti-LGBT hate crime can be intersectional, with trans people often experiencing homophobic as well as transphobic abuse for their perceived gender-based transgressions (Sevelius, 2013).<sup>31</sup>

Table 1. Percentage of People Who Have Been *Direct* Victims of Hate Crimes.

	Trans ( <i>n</i> = 59)	Non-Trans ( <i>n</i> = 534)	$\chi^2$ Difference <sup>a</sup>
Direct verbal abuse	85	62.5	11.47***
Direct online abuse	52.5	27	16.12***
Direct vandalism	12	9	0.60
Direct assault	29	12	13.18***
Direct assault with weapon	12	5	4.19*

<sup>a</sup>The  $\chi^2$  statistic denotes whether the frequencies in the trans group significantly differed from those in the non-trans group.

\**p* < .05. \*\**p* < .01. \*\*\**p* < .001.

Table 2. Percentage of People With *Indirect* Experiences of Hate Crimes.

	Trans ( <i>n</i> = 59)	Non-Trans ( <i>n</i> = 534)	$\chi^2$ Difference
Indirect verbal abuse	91.5	81.5	3.72 <sup>†</sup>
Indirect online abuse	83	55	16.66***
Indirect vandalism	34	25	2.14
Indirect assault	73	49	12.44***

Indirect assault with weapon	34	19	7.57**
------------------------------	----	----	--------

<sup>a</sup> $p = .054$ . \* $p < .05$ . \*\* $p < .01$ . \*\*\* $p < .001$ .

## Level and Frequency of Direct and Indirect Hate Crime Victimization

Table 1 reveals that, compared with non-trans LGB participants, trans people were significantly more likely to have been a direct victim of hate crime involving physical assaults, physical assaults with weapons, verbal abuse, and online abuse. For instance, we found that 29% of trans respondents had experienced a physical assault motivated by anti-LGBT hostility over the previous 3 years; this was more than twice the percentage reported by LGB respondents (12%). Trans people were also more likely to have indirect experiences with these types of hate crimes (Table 2). In other words, they were more likely to personally know other LGBT people who had been targeted because of their sexual orientation and/or transgender identity.

Not only were trans people more likely to experience verbal and physical hate crime (both directly and indirectly) overall, but they were also likely to experience incidents more frequently. The figures below show the frequency of verbal abuse and physical assaults experienced both directly and indirectly by trans participants and non-trans LGB participants.

Figures 1 to 3 show that, on average, trans people experienced direct and indirect anti-LGBT crimes more frequently than non-trans participants. For example, 54% of trans people reported more than three instances of direct verbal abuse in the past 3 years (Figure 3) and 13.5% reported more than three direct physical assaults (Figure 1). By comparison, 19.5% and 1.5% of non-trans participants experienced more than three instances of direct verbal abuse and direct physical assaults during the same period. Similarly, 71% of trans participants reported knowing more than three victims of verbal abuse and 17% knew more than three victims of physical assault, compared with 32% and 9% of non-trans participants, respectively.<sup>32</sup>

## Reactions to Hate Crime

### *Emotional Reactions*

As noted earlier, studies have shown that trans people's experiences of hate crime are often marked by high levels of psychological trauma. To examine respondents' emotional reactions of hate crime, we asked participants to "imagine that you find out that a LGBT person, who you did not personally know, was physically assaulted in an anti-LGBT hate crime in the town where you live." Such a scenario ensured no extraneous variables concerning the hate crime (e.g., severity of crime, closeness to victim, etc.) could account for the difference in emotional reactions across participants. The scenario also allowed participants without any previous experience to be included in the sample. Both

emotional reactions and behavioral intentions were measured using 1 to 7 scales (1 = do not agree at all, 7 = strongly agree).

As shown in Figure 4, we found that trans people experienced high levels of threat, vulnerability, and anxiety, which were slightly at higher levels than non-trans LGB people (though these differences were not statistically significant).<sup>33</sup> Trans people also experienced high levels of anger; however, this was less than non-trans people ( $p < .05$ ),<sup>34</sup> though note that trans people still reported a great deal of anger toward hate crime ( $M = 5.86$  vs.  $6.14$  on a 7-point scale). Finally, the results also showed that trans people experienced marginally less shame ( $p < .07$ ) toward hate crimes than other LGB participants.

The impacts of anti-LGBT hate crimes could be linked to trans people's broader experiences of prejudice and "othering" in the society and within their family. Concurring with other studies outlined above, we found that trans respondents were less likely to report that they received family approval for being LGBT (trans =  $3.83$  vs. non-trans =  $4.86$ ,  $p < .001$ ) and they were also less likely to feel supported by friends for being LGBT (trans =  $5.71$  vs. non-trans =  $6.12$ ,  $p < .05$ ). More broadly, trans respondents felt that they received less societal approval for being LGBT (trans =  $3.22$  vs. non-trans =  $4.13$ ,  $p < .001$ ). Further correlational analyses<sup>35</sup> revealed that this perceived lack of support was, in part, associated with trans people's greater number of prior experiences of anti-LGBT verbal abuse compared with non-trans participants ( $p < .01$ ). This finding suggests that

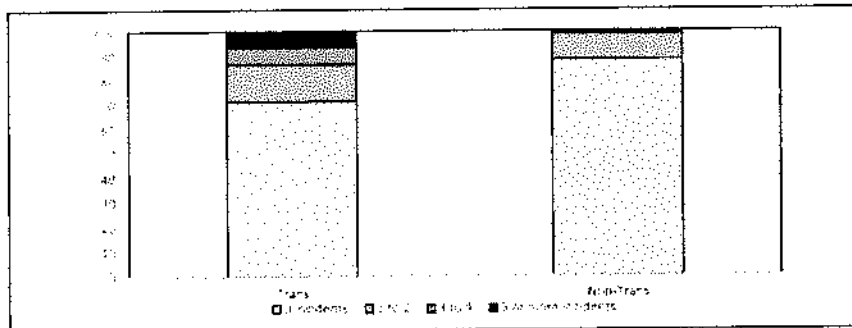


Figure 1. Frequency of *direct* experiences of physical abuse in the past 3 years by percentage of trans and non-trans samples.




Figure 2. Frequency of *indirect* experiences of physical abuse in the past 3 years by percentage of trans and non-trans samples.

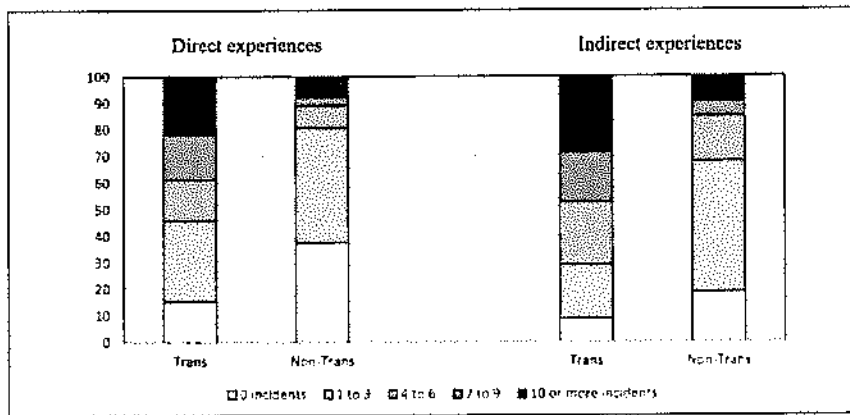


Figure 3. Frequency of *direct* and *indirect* verbal abuse in the past 3 years by percentage of trans and non-trans samples.

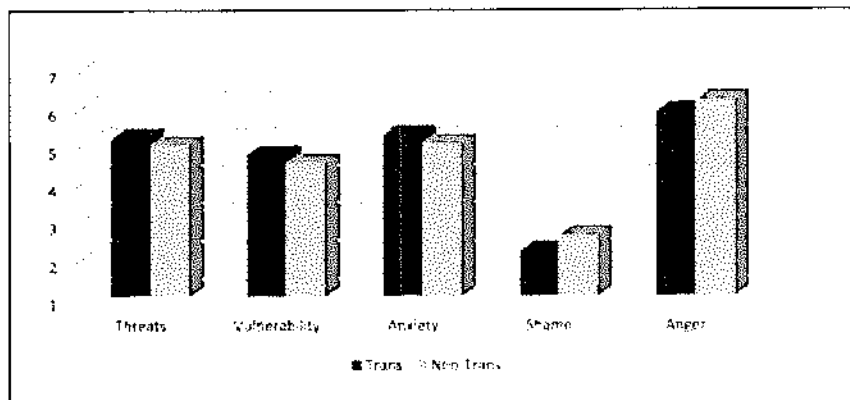


Figure 4. Emotional reactions toward hate crimes.




Figure 5. Intended behavioral responses to hate crimes.

it is the persistence with which trans people experience hate-motivated verbal abuse that results in them feeling less supported by almost everyone around them (see also Perry & Dyck, 2014a). As we will see below, the lack of confidence in the police and the Government may further compound trans people's feelings of isolation and societal rejection.

### *Behavioral Intentions*

Still imagining the hate crime scenario, we asked participants how they thought they would react to hearing about the hate crime (Figure 5). It should be noted that behavioral intentions have been shown to be a significant predictor of actual behaviors (e.g., Theory of Planned Behavior, Ajzen, 1985; Armitage & Conner, 2001).

The study found that both trans and non-trans people were likely to engage in pro-action behaviors (e.g., join LGBT support groups and charities). Importantly, we found that both trans and non-trans individuals were unlikely to want to seek (violent) retaliation. Trans people, however, were marginally more likely to engage in avoidant behaviors, such as seeing friends less often and changing their appearance, than other LGBT participants ( $p < .06$ ). Interestingly, correlational analyses revealed that this intention to avoid was a consequence of their greater number of direct experiences of both verbal and online hate crimes ( $p < .005$  and  $p < .05$ , respectively).

### Perceptions of the Criminal Justice System

As outlined at the start of this article, emotional and behavioral responses to hate crime are frequently compounded by those statutory agencies that are

tasked with mitigating against these impacts. As such, this study explored the experiences and attitudinal responses of trans people toward the police, the CPS, and the Government in relation to anti-LGBT hate crime.

### *Police Effectiveness and Perceptions of Policies and Procedures*

Proportionately, slightly more trans people (32%;  $n = 19$ ) had contacted the police regarding a hate crime than non-trans people (27%;  $n = 140$ ), though this difference was not significant. This is somewhat surprising, considering the distinct lack of confidence that trans people generally have in the police. One possible reason for this is that there were higher rates of more serious types of hate crime reported by trans people, which are more likely to come to the attention of the police via self-reporting or by witnesses reporting incidents.

In line with other studies reviewed above, we found that trans people were more likely to believe that the police are less effective at dealing with anti-LGBT hate crimes compared with non-trans participants (Figure 6,  $p < .005$ ). Further analyses<sup>36</sup> revealed that trans people who had contact with the police officers thought the police were less effective than non-trans people who had contact with them ( $M = 3.13$  vs.  $4.24$ ,  $p < .001$ ); there was little difference between the two groups when they had not had any contact with the police ( $3.8$  vs.  $4.1$ ). This suggests that trans people have more negative experiences with the police compared with other victims of anti-LGB hate crime.

Trans participants were slightly (and nonsignificantly) more likely to state that the police should have special policies and procedures for anti-LGBT

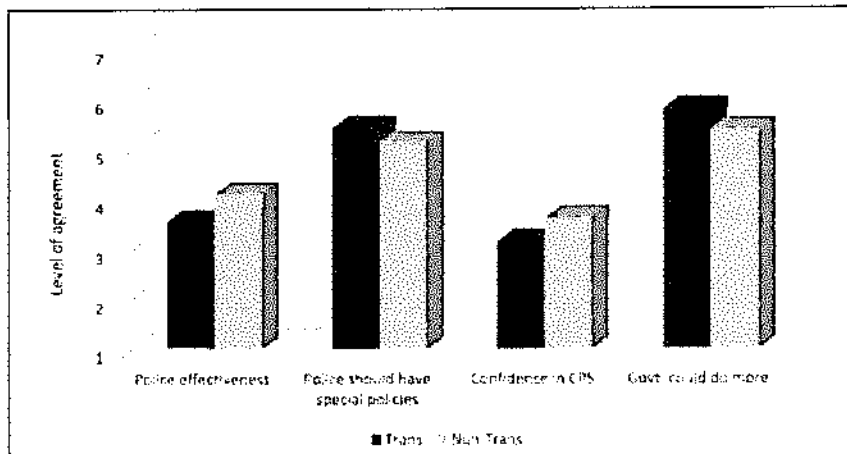


Figure 6. Attitudes toward the criminal justice system.



hate crimes than non-trans participants. Again, this was qualified by the amount of contact they had had with the police, but this time, trans people who had had no contact with the police were more likely to believe that the police should have special policies and procedures (such as having specialist police officers) than non-trans participants who also had not had contact with the police ( $M = 5.52$  vs.  $4.98$ ,  $p < .01$ ). For those who had had contact with the police, the difference between the two groups was smaller, in the opposite direction, and nonsignificant ( $M = 5.2$  and  $5.5$  for trans and non-trans, respectively). This provides further evidence (though by no means conclusive) that trans people are still not being provided with the support that they need from law enforcement agencies.

### *Contact and Attitudes Toward the CPS*

A significantly higher proportion of trans people (15%;  $n = 9$ ) had had experience with the prosecution service in England and Wales (CPS) in regard to a hate crime than had non-trans participants (7%;  $n = 36$ ,  $p < .05$ ).<sup>37</sup> This again may indicate that trans people experience more serious/violent offenses than non-trans victims; that is, they experience those offenses which are more likely to result in a criminal prosecution.

The difference between the trans and non-trans group in their confidence in the CPS depended on whether or not they had had any contact with the CPS: those trans people who had had some contact with the CPS expressed higher confidence levels than the non-trans people who had had contact

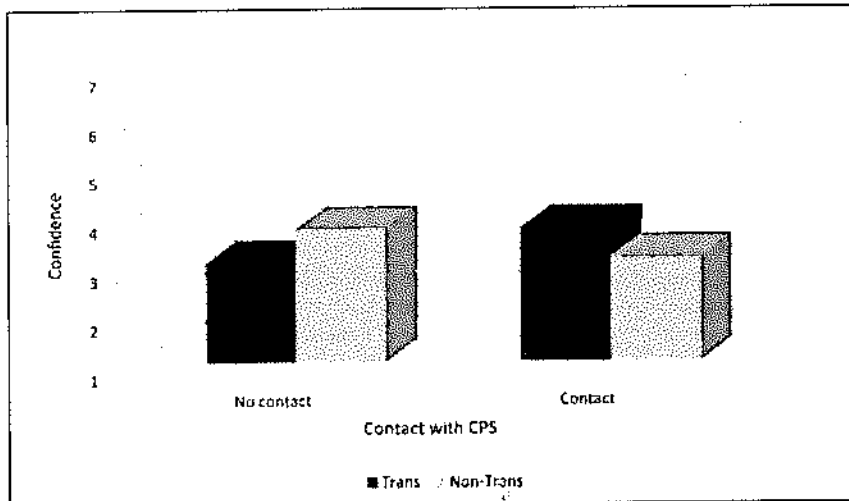


Figure 7. Confidence in the CPS depends on amount of contact with it.  
*Note.* CPS = Crown Prosecution Service.

(3.7 vs. 3.1), though it is worth noting that this confidence level is still below the midpoint (4) and thus may still indicate a negative perception of the CPS. Conversely, when trans people did not have contact with the CPS, their attitudes toward the CPS were less favorable than non-trans people (who also had no contact with the CPS:  $M = 3.0$  vs. 3.7; see Figure 7).<sup>38</sup> This may indicate that direct engagement with the CPS improved trans people's confidence in this institution and provided some evidence that this state agency may have slightly enhanced its responses to anti-trans hate crime.

### *Attitudes Toward the Government*

Finally, as shown in Figure 6, our research showed that trans participants believed the Government should do more to combat anti-LGBT hate crimes than non-trans participants ( $p < .005$ ). As both trans and non-trans participants' average responses are above the scale midpoint (4), this broader finding infers that all LGBT people, but especially trans individuals, feel the Government should be doing much more to tackle this issue.

### Discussion

Our investigation into trans people's experiences with hate crimes suggest that they are significantly more likely than non-trans LGB people to be direct victims of hate crime that involve physical assaults, physical assaults with weapons, verbal abuse, and online abuse. Most stark is the finding that trans respondents were more than twice as likely to have experienced a hate-motivated physical assault over the past 3 years than LGB respondents. Trans respondents were also more than twice as likely to have experienced more than three incidents of hate-motivated verbal abuse over the past 3 years, and 9 times as likely to have experienced three or more hate-motivated physical assaults over the past 3 years, compared with non-trans respondents.

Building on the current knowledge base on impacts of hate crime, we found that trans people are also likely to have extensive experience of indirect victimization. Indeed, respondents were significantly more likely than non-trans LGB people to have been an indirect victim of hate crime involving physical assaults, physical assaults with weapons, verbal abuse, and online abuse. This is the first quantitative study to reveal the extent to which trans people are affected, not only by direct victimization, but by incidents which occur across trans communities.

Compounding trans people's experiences of hate crime was the fact that individuals did not feel as supported by family, friends, and society for being LGBT as non-trans individuals (see also Perry & Dyck, 2014b). Notably, respondents' sense of lack of support was correlated with the frequency of the direct (verbal) abuse they had previously endured. This finding illustrates how trans people can become trapped within a pernicious cycle of persistent (verbal) anti-trans abuse, which in turn exacerbates their sense of cultural and

societal isolation. Such a finding speaks to our earlier reference to Butler's work, illustrating how trans people's experiences of the world is shaped by their performance of gender, an enactment of identity that is verbally rejected and persistently vilified by other cisgender and/or non-trans people. This ongoing process of "othering" constructs trans identity as deviant, and in turn results in pervasive forms of abuse that ultimately leads to the social and structural rejection of trans people.

Trans people's common experiences of hate crime, combined with their feelings of social rejection, means that most individuals are implicated in what can be termed an ongoing process of victimization. In addressing this problem, statutory agencies must do more to protect against anti-trans abuse if the state is to play a credible role in supporting the needs of trans communities. Of particular concern then was that within this study, trans peoples' attitudes toward the criminal justice system were profoundly negative (see similarly, Miles-Johnson, 2015b; Moran & Sharpe, 2004; Williams & Tregidga, 2013). In general, respondents felt that the police are not effective at policing anti-LGBT hate crime, and they are not respectful toward them as victims; this was especially true where individuals had previous contact with the police. Respondents were also less confident in the CPS to prosecute anti-LGBT hate crimes, though the level of confidence was lower where respondents had not had direct experience with the CPS. Finally, respondents believed the Government should do more to combat anti-LGBT hate crimes.

Collectively, our findings support the assertion that trans people are faced with pervasive individual and systemic forms of genderism. The data provide cogent evidence of the various direct and indirect forms of victimization that are experienced as part of a continuum of individual, social, and structural prejudice. Hate incidents against trans people should, therefore, not be viewed as one-off or isolated incidents of prejudice that are committed by hardened bigots operating at the edge of society, but as part of a process of abuse that is symptomatic of a corrupted social milieu, that which sustains a cultural resistance against individuals who transgress gender norms. We see evidence of this, not just in the commonality of targeted anti-trans hatred but in the lack of familial and societal support experienced by trans people, as well as their distinct lack of confidence in the Government and its criminal justice apparatus to protect them. The result is that hate crime, and more broadly transphobia, continues to actively restrict trans people's equal participation in a society where they are free from discrimination and targeted violence.

### *Limitations*

We would have ideally liked to have explored any differences in impact based on respondents' gender identity and gender expression within the sample. However, due to the smallish sample size and the fact that a total of seven self-identifying gender identities were included in the study, we were unable to provide any statistically significant data on differing impacts based on divergent

gender identities within the sample. This was also true of differences based on ethnic background. As noted above, the vast majority of trans respondents to our survey described themselves as “White British.” This meant that we were unable to examine the effects that racial or ethnic differences had on individuals’ reactions to hate crime or their behavioral intentions. Moreover, the homogeneity in ethnic backgrounds meant that we were also unable to explore issues around intersectionality. This was unfortunate considering that there is some evidence within the literature to show that ethnicity and gender identity may have an intersectional effect on the nature and impact of anti-trans violence (Grant et al., 2011; NCAVP, 2015).

The lack of ethnic diversity in our sample was a product of the sampling technique that we employed to gain sufficient numbers in the study to make valid quantitative analyses. Respondents were recruited online via our partner organizations and social media outlets. This form of opportunity sampling meant that the sample would never be “truly” representative of the entire trans community. However, it only became clear after the study that such a process did not reach enough trans people from ethnic minority backgrounds. Hence, although we were able to disaggregate trans respondents from the “LGBT” sample, thereby providing us with a more nuanced picture of the impacts of anti-LGBT hate crime, we were still unable to fully explore the differences that may exist within the trans community itself.

### *Policy Implications*

Our findings that trans people experience persistent forms of both direct and indirect hate crime illustrate that anti-trans hate crime is a serious health issue which must be prioritized by statutory agencies. A recent Parliamentary Inquiry and final report on Transgender Inequality in the United Kingdom recommends, “[t]he Government should introduce new hate-crime legislation which extends the existing provisions on aggravated offences and stirring up hatred so that they apply to all protected characteristics . . .” (House of Commons, Women & Equalities Committee, 2016, para. 275).<sup>39</sup> Our finding that anti-LGBT hate crime is disproportionately common among trans people is directly relevant to the U.K. Government’s current assessment of whether transgender should be included under sections 28-32 of the Crime and Disorder Act 1998 and Part 3A of the Public Order Act 1986, adding further credence to the assertion that anti-trans hate speech and hate crime is a social problem that requires specific legislative action.<sup>40</sup>

As this study suggests, further government action is important to trans people. However, it will be essential that any new laws and government measures do not become another conduit through which the state and its apparatus become implicated in the oppression and “othering” of trans people. Indeed, our data show that experience of hate crimes and direct experience with the police reduce confidence in these institutions. Such a finding indicates one or more of the following:

1. That justice agencies are directly or indirectly perpetuating trans people's sense of victimization.
2. That agencies are not doing enough to support victims of anti-trans hate crime.
3. That agencies need to communicate more effectively to trans communities about what they are currently doing to tackle anti-trans hate crimes.<sup>41</sup>

Given that trans people have largely negative experiences with some statutory agencies responsible for tackling hate crime, it is possible that widening hate crime laws to include transgender may expose trans victims to secondary victimization. Within the Australian context, Miles-Johnson notes that to improve police responses within trans communities, forces have implemented new strategies to enhance the operational responses to hate crime. However, as Miles-Johnson (2015a) highlights, policy documents can often reflect the "aspirations" of an organization and "not necessarily the practice of the officers" (p. 1). One problem that has been highlighted in relation to policing of anti-trans hate crime is that policy documents do not detail the multiple ways in which contact between the police and trans people may result in discrimination, misgendering, insensitivity in language, or inappropriate procedures. Without adequate education and training on trans issues and trans identities, the policing of anti-trans hate crime is likely to repeat many of the social harms already endured by trans people. In this regard, the Transgender Equality Report states,

The [UK] Ministry of Justice must ensure that it consults fully with the trans community in developing the Government's new hate-crime action plan, so that the proposals are well-targeted and likely to be effective in increasing levels of reporting. This plan must include mandatory national transphobic hate-crime training for police officers and the promotion of third-party reporting. (House of Commons, Women & Equalities Committee, 2016, para. 267)

If this is to be successful, the consultation process must engage fully with trans communities across the United Kingdom. Of particular importance is that justice agencies directly engage with trans communities with the following aims:

1. Improving awareness about the complexities of trans identities and gender expression, including appropriate language.
2. To better determine the needs of trans people who have been victimized.
3. To communicate (interactively) to trans communities that the police and other justice agencies are taking anti-trans hate crime seriously and that agencies are dedicated to offering support by trained officers.

4. To ensure that policing strategies and policies on hate crime are based on evidence relating to the nature, extent, and impacts of anti-trans hate and hostility.

Only where public institutions engage directly with trans communities that they are there to serve can they challenge the misconceptions and fears that professionals often have about trans people. A more detailed policy domain on supporting trans victims which outlines the varied needs of trans people is needed if the justice system is to offer a system that provides appropriate support to victims of anti-trans hate crime. As this study has shown, that support must be based on the knowledge that hate crimes against trans people are highly pervasive (directly and indirectly) and repetitive, and that such crimes can have significant impacts on the emotions, behaviors, and attitudes of trans people.

#### Declaration of Conflicting Interests

The author(s) declared no potential conflicts of interest with respect to the research, authorship, and/or publication of this article.

#### Funding

This study was supported by a research grant to Mark Walters and Rupert Brown from the Leverhulme Trust (UK).

#### Notes

1. Proaction included participate in anti-hate crime groups; participate in lesbian, gay, bisexual, and transgender (LGBT) charities; and participate in LGBT advocacy groups. Avoidance included go out less often; see friends less often; avoid places and people; pay more attention when out; less inclined to tell people about sexuality; show less public affection to partner; and change appearance.
2. For a comprehensive study of the impacts of hate crime, including multiple and intersecting identities, see, Chakraborti, Garland, and Hardy (2014).
3. Trans and transgender will be defined below.
4. The authors of this study do this in a previous study for the purposes of understanding "community impacts," (Brown & Walters, 2016).
5. We do not use the term cisgender to describe non-trans LGB people. This is because not all LGB respondents will have identified as cisgender (despite also not identifying as transgender) and as such we do not wish to impose this label on our participants.
6. "Cisgender" has come to describe those whose gender identity matches their biological sex characteristics at birth (Perry & Dyck, 2014a).
7. Note that sometimes transsexuals and nonbinary people may also identify as being "transgender" or simply "trans."
8. See, for example, <http://www.transstudent.org/asterisk>
9. Though queer theory and feminism in some forms have questioned both transsexualism and transgenderedness because they have been read as reinforcing

traditional gender stereotypes or for invading female spaces (see Chakraborti & Garland, 2015).

10. Note that we are unable to make any statistically relevant analyses of differences between trans people's experiences of hate crime based on race, ethnicity, age, or class. Larger surveys on trans victimization should pursue these further to examine the impacts of intersectionality.
11. Underpinning this assertion is research by Norton and Herek (2013) who used data from a national probability sample of heterosexual adults and found negative attitudes toward transgender people were more likely to be associated with heterosexual men, endorsement of a standard gender binary, psychological authoritarianism, political conservatism, and lack of contact with sexual minorities.
12. Added by the Legal Aid, Sentencing and Punishment of Offenders Act 2012, s. 65(9). Note that transgender is also included in Scottish hate crime laws under the Offences (Aggravation by Prejudice; Scotland) Act 2009, ss. 1 & 2, but not in Northern Ireland.
13. Turner, Whittle, and Combs (2009, p. 1) survey of 2,669 trans people across the continent similarly found that 79% of trans people "had experienced some form of harassment in public ranging from transphobic comments to physical or sexual abuse" (see also Morton, 2008).
14. The All Wales Hate Crime Project.
15. Research also suggests that trans women of color are disproportionately affected by physical and sexual violence (Grant et al., 2011; National Coalition of Anti-Violence Programs [NCAVP], 2015).
16. Male to Female and Female to Male, respectively.
17. It should be noted that both sexual violence and physical violence against trans people frequently occur in the familial context. Kenagy and Bostwick (2005) find that 66% of their respondents had experienced some form of violence within the home.
18. Research conducted in Wales.
19. Williams and Tregidga (2013) report that trans people were 10 times more likely to have suicidal thoughts than other hate crime victims. A study by Testa and colleagues (2012; the Virginia Transgender Health Study) found that out of the 271 trans people, they surveyed trans women who had experienced physical violence were significantly more likely to report a history of suicidal ideation and attempted suicide.
20. European Union Agency for Fundamental Rights (FRA, 2014) found that over one third of respondents said they did not report an incident of violence or threat of violence to the police out of fear of a homophobic and/or transphobic reaction from the police.
21. Testa and colleagues' (2012) Virginia-based research found that just 10% of trans victims reported an incident to the police.
22. Williams and Tregidga found that the three most common reasons why trans victims did not report incidents to the police are (a) the police would not have understood, (b) previous bad experience of the police, and (c) fear of retaliation by the offender(s.) Other victims have noted that they are fearful of secondary victimization if they report to the police (Xavier, Bobbin, Singer, & Budd, 2005).
23. Although the statistics used have been rigorously evaluated and tested against stringent statistical methodologies, the smallish number of trans participants means that some of the data should be treated with caution.

24. Note that while our study on anti-LGBT victimization included queer people and trans people, broadly defined, we did not survey anyone identifying as intersex. Some intersex individuals may also identify as being trans, but readers should bear in mind that these identities should not be conflated. Intersex people's experiences of targeted victimization is an area in clear need of further research.
25. The sample was predominantly White British, with only one Asian and one mixed ethnicity participant; four respondents' ethnicity was not determinable (e.g., "declined to answer").
26. Indirect victimization was defined as the respondent "personally knowing" someone in their local community who had been targeted.
27. Note that we did not measure respondents' emotional and behavioral reactions to their actually experienced hate crime for three reasons. The first is that lack of temporality in many cases may affect individuals' memories of the actual impact of an incident. The second is that the use of scenario ensured no extraneous variables concerning the hate crime (e.g., severity of crime, closeness to victim, etc.) could account for the difference in emotional reactions across participants. Third, as part of the wider study, we compare the indirect effects of hate crimes on those with no previous experiences of hate crime to explore whether these previous experiences affect individuals' emotions and their behavioral intentions. This would not have been possible were we to measure only the emotions of those who had experienced an actual hate crime.
28. Note that trans people may have identified as any type of sexual orientation. Note also that LGB people may not necessarily identify as cisgender with some identifying as "queer" or "other."
29. As we contend that contact with the criminal justice agencies is predictive of attitudes toward them, we tested this moderation effect. Unfortunately, due to the small sample size, this precluded any further analysis into the mediational effects of indirect and direct experiences with hate crimes on these attitudes.
30. This does, however, mean that it is possible that some trans people may have experienced anti-LGB hate crime as against anti-trans hate crime. Whether this is the case or not, the importance of the data is in measuring individual's reactions to being targeted for hate crime and not the types of prejudices which give rise to such targeted abuse.
31. Data for more than seven instances/victims: Percentage of people with seven or more direct experiences with verbal hate crimes: trans people 39% vs. non-trans 11%. Percentage of people with seven or more direct experiences with assault hate crimes: trans 1.7% vs. non-trans 0.4%. Percentage of people with seven or more indirect experiences with verbal hate crimes: trans 47.5% vs. non-trans 15%. Percentage of people with seven or more indirect experiences with assault hate crimes: trans 8.5% vs. non-trans 4%.
32. See also Chakraborti, Garland, and Hardy (2014) and Williams and Tregidga (2013).
33. All differences between the trans and non-trans groups reported here and below were examined using an independent-group *t* test.
34. Bootstrap mediational analyses were conducted using the Process macro (Hayes, 2013). This analysis statistically assesses how one variable impacts upon another via a particular mechanism; for example, our analyses show that trans people feel less approval than non-trans participants, and they do so, in part, because they experience more verbal abuse.



35. This analysis and the one reported immediately below used a two-way ANOVA with trans versus non-trans as one factor, and presence vs. absence of contact with police as the other.
36. Established by  $\chi^2$  test.
37. This analysis was performed using a two-way ANOVA.
38. Note that some of the findings from this article were presented to the Committee during the inquiry.
39. U.K. hate crime provisions that currently do not include transgender as a protected characteristic.
40. This may be particularly important to the Crown Prosecution Service (CPS) as direct experience did not reduce confidence.

## References

- Ajzen, I. (1985). From intentions to actions: A theory of planned behavior. In J. Kuhl & J. Beckmann (Eds.), *Action control: From cognition to behavior* (pp. 11-39). Heidelberg, Germany: Springer.
- Antjoule, N. (2016). *The hate crime report: Homophobia, biphobia and transphobia in London*. London, England: Galop.
- Armitage, C. J., & Conner, M. (2001). Efficacy of the theory of planned behaviour: A meta-analytic review. *British Journal of Social Psychology*, 40, 471-499. doi:10.1348/014466601164939
- Bell, J. G., & Perry, B. (2015). Outside looking in: The community impacts of anti-lesbian, gay, and bisexual hate crime. *Journal of Homosexuality*, 62, 98-120.
- Bettcher, T. M. (2007). Evil deceivers and make-believers: On transphobic violence and the politics of illusion. *Hypatia*, 22, 43-65.
- Brown, R. (2010). *Prejudice: Its social psychology* (2nd ed.). Chichester, UK: Wiley-Blackwell.
- Brown, R. & Walters, M. A. (2016). *Findings from the Sussex Hate Crime Project. Submission to the Parliamentary Inquiry into hate crime and its violent consequences*. London, England: House of Commons.
- Burke, M. (1993). *Coming out of the blue*. London, England: Cassell.
- Butler, J. (1990). *Gender trouble and the subversion of identity*. New York, NY: Routledge.
- Chakraborti, N., & Garland, J. (2015). *Hate crime: Impact, causes and responses*. London, England: SAGE.
- Chakraborti, N., Garland, J., & Hardy, S.-J. (2014). *The Leicester hate crime project: Findings and conclusions*. University of Leicester. Retrieved from <https://www2.le.ac.uk/departments/criminology/hate/documents/fc-full-report>
- Cheng, W., Ickes, W., & Kenworthy, J. B. (2013). The phenomenon of hate crimes in the United States. *Journal of Applied Social Psychology*, 43, 761-794.
- Clements-Nolle, K., Marx, R., & Katz, M. (2006). Attempted suicide among transgender persons: The influence of gender-based discrimination and victimization. *Journal of Homosexuality*, 51, 53-69.
- College of Policing. (2014). *Hate crime operational guidance*. Coventry, UK: Author. Retrieved from [http://www.report-it.org.uk/files/hate\\_crime\\_operational\\_guidance.pdf](http://www.report-it.org.uk/files/hate_crime_operational_guidance.pdf)
- Corcoran, H., Lader, D., & Smith, K. (2015). *Hate crime, England and Wales, 2014/15*. London, England: Home Office.
- Corcoran, H., & Smith, K. (2016). *Hate crime, England and Wales, 2015/16*. London, England: Home Office.

- Cottrell, C. A., & Neuberg, S. L. (2005). Different emotional reactions to different groups: A sociofunctional threat-based approach to "prejudice." *Journal of Personality and Social Psychology*, 88, 770-789.
- European Union Agency for Fundamental Rights. (2014). *Being trans in the European Union comparative analysis of EU LGBT survey data*. Luxembourg City: Publications Office of the European Union.
- Giannasi, P. (2015). Hate crime in the United Kingdom. In N. Hall, A. Corb, P. Giannasi, & J. Grieve (Eds.), *The Routledge international handbook on hate crime* (pp. 105-116). London, England: Routledge.
- Grant, J. M., Mottet, L. A., Tanis, J., Harrison, J., Herman, J. L., & Keisling, M. (2011). *Injustice at every turn: A report of the national transgender discrimination survey*. Washington, DC: National Center for Transgender Equality and National Gay and Lesbian Task Force.
- Hayes, A. F. (2013). *Introduction to mediation, moderation, and conditional process analysis: A regression-based approach*. New York, NY: Guilford Press.
- Herek, G., Cogan, J., & Gillis, J. (2002). Victim experiences in hate crimes based on sexual orientation. *Journal of Social Issues*, 58, 319-339.
- Herek, G., Cogan, J., Gillis, J., & Glunt, E. (1997). Hate crime victimization among lesbian, gay, and bisexual adults: Prevalence, psychological correlates, and methodological issues. *Journal of Interpersonal Violence*, 12, 195-215.
- Hill, D. B., & Willoughby, B. L. (2005). The development and validation of the Genderism and Transphobia Scale. *Sex Roles*, 53, 531-544.
- Home Office, Office for National Statistics and Ministry of Justice. (2013). *An overview of hate crime in England and Wales*. London, England. Retrieved from [https://www.gov.uk/government/uploads/system/uploads/attachment\\_data/file/266358/hate-crime-2013.pdf](https://www.gov.uk/government/uploads/system/uploads/attachment_data/file/266358/hate-crime-2013.pdf)
- House of Commons, Women & Equalities Committee. (2016). *Transgender equality, first report of session 2015-16*. London, England: The Stationery Office Limited.
- Iganski, P. (2001). Hate crimes hurt more. *American Behavioral Scientist*, 45, 626-638.
- Iganski, P. (2008). *Hate crime and the city*. Bristol, UK: The Policy Press.
- Iganski, P., Lagou, S. (2015) Hate crimes hurt some more than others: implications for the just sentencing of offenders. *Journal of Interpersonal Violence*. 30, 1696-1718.
- James, S. E., Herman, J. L., Rankin, S., Keisling, M., Mottet, L., & Anafi, M. (2016). *The report of the 2015 U.S. transgender survey*. Washington, DC: National Center for Transgender Equality.
- Jones, N. (2013). Bridging the gap-trans\*: What does the asterisk mean and why is it used? Retrieved from <http://www.pdxqcenter.org/bridging-the-gap-trans-what-does-the-asterisk-mean-and-why-is-it-used/>
- Kenagy, G. P., & Bostwick, W. B. (2005). Health and social service needs of transgender people in Chicago. *International Journal of Transgenderism*, 3, 57-66.
- Kuper, L. E., Nussbaum, R., & Mustanski, B. (2012). Exploring the diversity of gender and sexual orientation identities in an online sample of transgender individuals. *Journal of Sex Research*, 49, 244-254.
- Latest hate crime statistics available: Report contains info on offenses, victims, and offenders. (2015, November 16). Federal Bureau of Investigation. Retrieved from <https://www.fbi.gov/news/stories/latest-hate-crime-statistics-available>
- Levitt, H. M., & Ippolito, M. R. (2014). Being transgender: The experience of transgender identity development. *Journal of Homosexuality*, 61, 1727-1758.
- Lombardi, E. (2009). Varieties of transgender/transsexual lives and their relationship with transphobia. *Journal of Homosexuality*, 56, 977-992.

- Mackie, D. M., & Smith, E. R. (Eds.). (2015). *Intergroup emotions*. Washington, DC: American Psychological Association.
- Macpherson, W. (1999). *The Stephen Lawrence inquiry: Report of an inquiry by Sir William Macpherson of Cluny*. London, England: The Stationery Office.
- McDevitt, J., Balboni, J., Garcia, L., & Gu, J. (2001). Consequences for victims: A comparison of bias- and non-bias-motivated assaults. *American Behavioral Scientist*, 45, 697-713.
- McNeil, J., Bailey, L., Ellis, S., Morton, J., & Regan, M. (2012). *Trans mental health study 2012*. Equality Network. Retrieved from [http://www.scottishtrans.org/wp-content/uploads/2013/03/trans\\_mh\\_study.pdf](http://www.scottishtrans.org/wp-content/uploads/2013/03/trans_mh_study.pdf)
- Meyer, D. (2014). Resisting hate crime discourse: Queer and intersectional challenges to neoliberal hate crime laws. *Critical Criminology*, 22, 113-125.
- Miles-Johnson, T. (2015a). Policing transgender People: Discretionary police power and the ineffectual aspirations of one Australian police initiative. *SAGE Open*, 5, 1-14.
- Miles-Johnson, T. (2015b). "They don't identify with us": Perceptions of police by Australian transgender people. *International Journal of Transgenderism*, 16, 169-189.
- Moran, L. J., & Sharpe, A. N. (2004). Violence, identity and policing: The case of violence against transgender people. *Criminology and Criminal Justice*, 4, 395-417.
- Morton, J. (2008). *Transgender experiences in Scotland: Research summary*. Edinburgh, Scotland: Scottish Transgender Alliance.
- National Coalition of Anti-Violence Programs. (2012). *Lesbian, gay, bisexual, transgender, queer, and HIV-affected hate violence in 2011*. New York, NY: Anti-violence Project.
- National Coalition of Anti-Violence Programs. (2015). *Lesbian, gay, bisexual, transgender, queer, and HIV-affected hate violence in 2014*. New York, NY: Anti-violence Project
- Norton, A. T., & Herek, G. M. (2013). Heterosexuals' attitudes toward transgender people: Findings from a national probability sample of US adults. *Sex Roles*, 68, 738-753.
- Perez-Brumer, A., Hatzenbuehler, M. L., Oldenburg, C. E., & Bockting, W. (2015). Individual and structural-level risk factors for suicide attempts among transgender adults. *Behavioral Medicine*, 41, 164-171.
- Perry, B. (2001). *In the name of hate: Understanding hate crimes*. New York, NY: Routledge.
- Perry, B., & Alvi, S. (2012). "We are all vulnerable": The in terrorem effects of hate crimes. *International Review of Victimology*, 18, 57-71.
- Perry, B., & Dyck, D. R. (2014a). *Courage in the face of hate crime: A curricular resource for confronting anti-LGBTQ violence*. In N. Chakraborti & J. Garland (Eds.), *Responding to hate crime: The case for connecting policy and research* (pp. 185-198). Bristol, UK: The Policy Press.
- Perry, B., & Dyck, D. R. (2014b). "I don't know where it is safe": Trans women's experiences of violence. *Critical Criminology*, 22, 49-63.
- Sevelius, J. M. (2013). Gender affirmation: A framework for conceptualizing risk behavior among transgender women of color. *Sex Roles*, 68, 675-689.
- Stephan, W. G., & Stephan, C. W. (2000). An integrated threat theory of prejudice. In S. Oskamp (Ed.), *Reducing Prejudice and Discrimination* (pp. 23-45). Mahwah, NJ: Lawrence Erlbaum Associates.
- Stotzer, R. L. (2009). Violence against transgender people: A review of United States data. *Aggression and Violent Behavior*, 14, 170-179.

- Testa, R. J., Sciacca, L. M., Wang, F., Hendricks, M. L., Goldblum, P., Bradford, J., & Bongar, B. (2012). Effects of violence on transgender people. *Professional Psychology: Research and Practice*, 43, 452-459.
- Turner, L., Whittle, S., & Combs, R. (2009). *Transphobic hate crime in the European Union*. London, England: Press for Change.
- Vipond, E. (2015). Trans rights will not protect us: The limits of equal rights discourse, antidiscrimination laws, and hate crime legislation. *Western Journal of Legal Studies*, 6, 1-20.
- Warner, L. R. (2008). A best practices guide to intersectional approaches in psychological research. *Sex Roles*, 59, 454-463.
- West, C., & Fenstermaker, S. (1995). Doing difference. *Gender & Society*, 9, 8-37.
- Wilchins, R. A., Lombardi, L., Priesing, D., & Malouf, D. (1997). *First national survey of transgender violence*. New York, NY: Gender Public Advocacy Coalition.
- Williams, M., & Tregidga, J. (2013). All Wales hate crime project. Race Equality First and Cardiff University. Retrieved from <http://www.cardiff.ac.uk/socsi/research/publications/Time%20for%20Justice-All%20Wales%20Hate%20Crime%20Project.pdf>
- Woods, J. B., & Herman, J. L. (2014). Anti-transgender hate crime. In N. Hall, A. Corb, P. Giannasi, & J. Grieve (Eds.), *The Routledge international handbook on hate crime* (pp. 278-288). London, England: Routledge.
- Xavier, J., Bobbin, M., Singer, B., & Budd, E. (2005). A needs assessment of transgendered people of color living in Washington, DC. *International Journal of Transgenderism*, 8, 31-47.
- Xavier, J., Honnold, J. A., & Bradford, J. B. (2007). The health, health-related needs, and lifecourse experiences of transgender Virginians. Richmond: Division of Disease Prevention through the Centers of Disease Control and Prevention, Virginia Department of Health. Retrieved from <http://itgl.lu/wp-content/uploads/2015/04/THISFINALREPORTVol1.pdf>
- Zucker, K. J., & Bradley, S. J. (1995). *Gender identity disorder and psychosexual problems in children and adolescents*. New York, NY: Guilford Press.